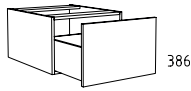


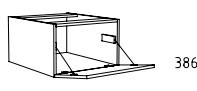
Eléments bas hauteur : 39 cm



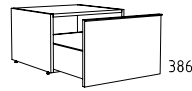
**UT** 30 - 120 cm  
profondeur : 56 / 71 cm



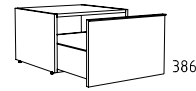
**UTW** 30 - 120 cm  
profondeur : 56 cm



**UUKW** 45 - 120 cm  
profondeur : 56 cm



**YT** 30 - 120 cm  
profondeur : 46 / 56 cm



**YTS** 45 - 120 cm  
profondeur : 56 cm

Eléments bas hauteur : 52 cm



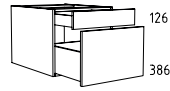
**UL** 30 - 60 cm  
profondeur : 35 / 46 / 56 cm



**UL** 80 - 120 cm  
profondeur : 35 / 46 / 56 cm



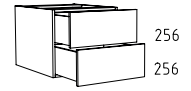
**UA** 30 - 120 cm  
profondeur : 56 / 71 cm



**UTS** 30 - 120 cm  
profondeur : 56 / 71 cm



**UZS** 30 - 120 cm  
profondeur : 56 / 71 cm



**UZ** 30 - 120 cm  
profondeur : 56 / 71 cm



**UHU** 60 + 90 cm  
profondeur : 56 / 71 cm



**UKA** 60 + 90 + 120 cm  
profondeur : 56 / 71 cm



**UKTS** 60 + 90 + 120 cm  
profondeur : 56 / 71 cm



**UKZZ** 60 + 90 + 120 cm  
profondeur : 56 / 71 cm



**ULSO** 45 - 120 cm  
profondeur : 56 / 71 cm



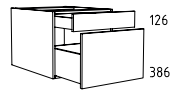
**ULW** 30 - 60 cm  
profondeur : 56 cm



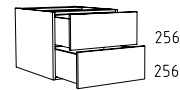
**ULW** 80 - 120 cm  
profondeur : 56 cm



**UAW** 30 - 120 cm  
profondeur : 56 cm



**UTSW** 30 - 120 cm  
profondeur : 56 cm



**UZW** 30 - 120 cm  
profondeur : 56 cm



**UZSW** 30 - 120 cm  
profondeur : 56 cm



**UHUW** 60 + 90 cm  
profondeur : 56 cm



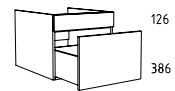
**UKAW** 60 - 120 cm  
profondeur : 56 cm



**UKZZW** 60 - 120 cm  
profondeur : 56 cm

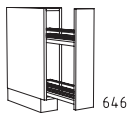


**ULSOW** 50 - 120 cm  
profondeur : 56 cm



**USAOW** 50 - 120 cm  
profondeur : 56 cm

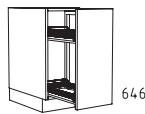
Eléments bas hauteur : 65 cm



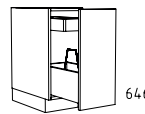
**UAA** 15 cm  
profondeur : 56 cm



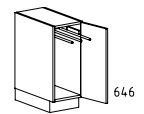
**ULH** 15 cm  
profondeur : 56 cm



**UVA** 30 cm  
profondeur : 56 cm



**UAF** 30 cm  
profondeur : 56 cm



**ULH** 30 cm  
profondeur : 56 cm



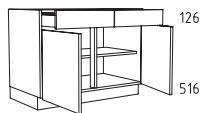
**UL** 30 - 60 cm  
profondeur : 35 / 46 / 56 cm



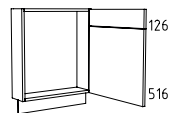
**UL** 80 - 120 cm  
profondeur : 35 / 46 / 56 cm



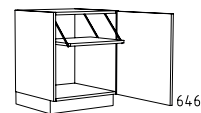
**U** 30 - 60 cm  
profondeur : 35 / 46 / 56 cm



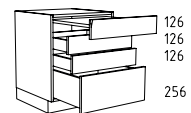
**U** 80 - 120 cm  
profondeur : 35 / 46 / 56 cm



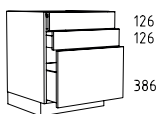
**UPF** 30 - 60 cm  
profondeur : 16 cm



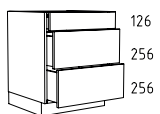
**ULMS** 50 + 60 cm  
profondeur : 56 cm



**UZST** 60 cm  
profondeur : 56 cm



**UTS** 30 - 120 cm  
profondeur : 56 / 71 cm



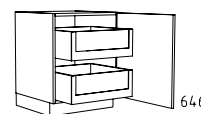
**UZS** 30 - 120 cm  
profondeur : 56 / 71 cm



**UTZ** 30 - 120 cm  
profondeur : 56 / 71 cm

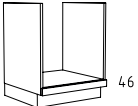
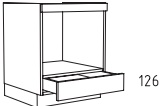

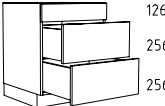
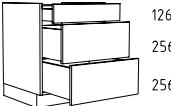
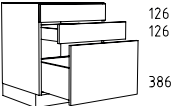
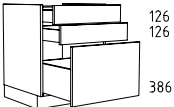
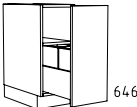

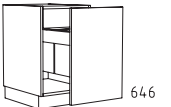
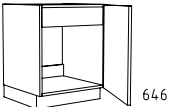
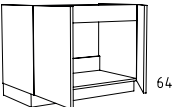

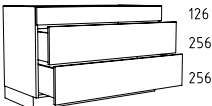



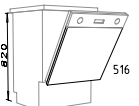
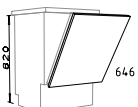

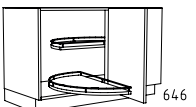
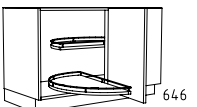




**ULIS** 45 - 60 cm  
profondeur : 56 cm

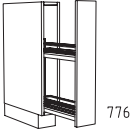
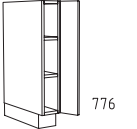





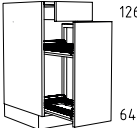
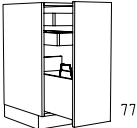
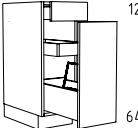
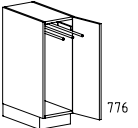
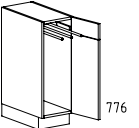
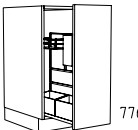
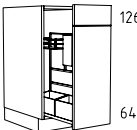

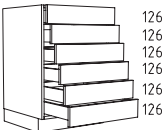






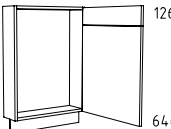
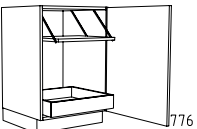


**ULIZ** 45 - 60 cm  
profondeur : 56 cm

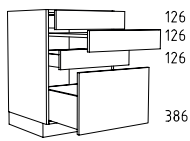
Éléments bas hauteur : 65 cm

 46	 126		 126 256 256	 126 256 256	 126 126 386
<b>UHU</b> 60 cm profondeur : 56 cm	<b>UHUM</b> 60 cm profondeur : 56 cm	<b>UHUS</b> 60 cm profondeur : 56 cm	<b>UKZ</b> 60 + 90 + 120 cm profondeur : 56 / 71 cm	<b>UKZS</b> 60 + 90 + 120 cm profondeur : 56 / 71 cm	<b>UKT</b> 60 + 90 + 120 cm profondeur : 56 / 71 cm
 126 126 386	 646	 646	 646	 646	 646
<b>UKTS</b> 60 + 90 + 120 cm profondeur : 56 / 71 cm	<b>UAA</b> 30 cm profondeur : 56 cm	<b>ULPB</b> 45 cm profondeur : 56 cm	<b>ULSA</b> 45 - 60 cm profondeur : 56 cm	<b>ULSP</b> 45 - 60 cm profondeur : 56 cm	<b>ULSP</b> 80 - 120 cm profondeur : 56 cm
 646	 126 256 256	 646	 646	 646	 516
<b>ULSAO</b> 50 + 60 cm profondeur : 56 cm	<b>USPZ</b> 80 - 120 cm profondeur : 56 cm	<b>SPLV</b> 111 x 61 - 130 x 80 cm profondeur : 56 cm	<b>SPLAV</b> 113 x 63 - 130 x 80 cm profondeur : 56 cm	<b>SPLD</b> 90 x 90 cm profondeur : 56 cm	<b>FLGS</b> 45 + 60 cm
 646	 646	 646	 646	 646	 646
<b>FLGSM</b> 45 + 60 cm	<b>ULEK</b> 80 x 80 + 90 x 90 cm profondeur : 56 cm	<b>ULEV</b> 111 x 61 - 130 x 80 cm profondeur : 56 cm	<b>ULAV</b> 113 x 63 - 130 x 80 cm profondeur : 56 cm	<b>ULEVS</b> 111 x 61 - 130 x 80 cm profondeur : 56 cm	<b>ULEAVS</b> 113 x 63 - 130 x 80 cm profondeur : 56 cm

Éléments bas hauteur : 78 cm

 776	 776	 776	 776	 776	 776
<b>UAA</b> 15 cm profondeur : 56 cm	<b>UL</b> 15 cm profondeur : 56 cm	<b>ULH</b> 15 cm profondeur : 56 cm	<b>UAB</b> 15 cm profondeur : 56 cm	<b>UAH</b> 15 cm profondeur : 56 cm	<b>UVSA</b> 15 cm profondeur : 56 cm
 776	 126 646	 776	 126 646	 776	 776
<b>UVA</b> 30 cm profondeur : 56 cm	<b>UVAS</b> 30 cm profondeur : 56 cm	<b>ULAF</b> 30 cm profondeur : 56 cm	<b>UASF</b> 30 cm profondeur : 56 cm	<b>ULH</b> 30 cm profondeur : 56 cm	<b>UOH</b> 30 cm profondeur : 56 cm
 776	 126 646	 776	 126 126 126 126 126 126	 776	 776
<b>ULVCA</b> 30 cm profondeur : 56 cm	<b>UOVCA</b> 30 cm profondeur : 56 cm	<b>UVSA</b> 30 cm profondeur : 56 cm	<b>US</b> 30 - 60 cm profondeur : 35 / 46 / 56 cm	<b>UL</b> 30 - 60 cm profondeur : 35 / 46 / 56 cm	<b>UL</b> 80 - 120 cm profondeur : 35 / 46 / 56 cm
 126 646	 126 646	 126 646	 126 646	 126 646	 776
<b>UO</b> 30 - 60 cm profondeur : 35 / 46 / 56 cm	<b>UO</b> 80 - 120 cm profondeur : 35 / 46 / 56 cm	<b>U</b> 30 - 60 cm profondeur : 35 / 46 / 56 cm	<b>U</b> 80 - 120 cm profondeur : 35 / 46 / 56 cm	<b>UPF</b> 30 - 60 cm profondeur : 16 cm	<b>ULMS</b> 50 + 60 cm profondeur : 56 cm

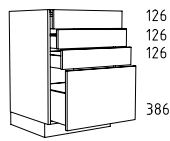
Eléments bas hauteur : 78 cm



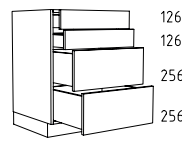
**UZST** 60 cm  
profondeur : 56 cm



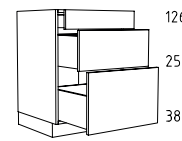
**APKO** 30 - 120 cm  
profondeur : 35 / 46 / 56 cm



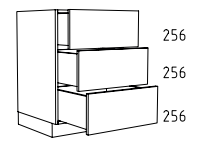
**UTS** 30 - 120 cm  
profondeur : 56 / 71 cm



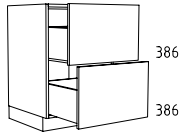
**UZZS** 30 - 120 cm  
profondeur : 56 / 71 cm



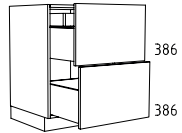
**UTZS** 30 - 120 cm  
profondeur : 56 / 71 cm



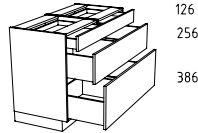
**UZ** 30 - 120 cm  
profondeur : 56 / 71 cm



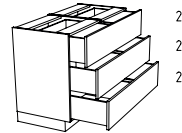
**UT** 30 - 120 cm  
profondeur : 56 / 71 cm



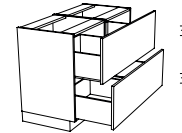
**UTIS** 30 - 120 cm  
profondeur : 56 / 71 cm



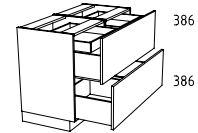
**UDTZS** 120 - 180 cm  
profondeur : 56 cm



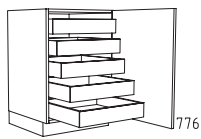
**UDDZ** 120 - 180 cm  
profondeur : 56 cm



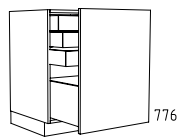
**UDDT** 120 - 180 cm  
profondeur : 56 cm



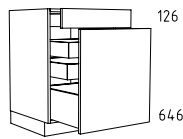
**UDDTIS** 120 - 180 cm  
profondeur : 56 cm



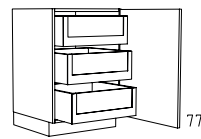
**ULIS** 45 - 60 cm  
profondeur : 56 cm



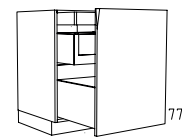
**ULAIS** 45 - 60 cm  
profondeur : 56 cm



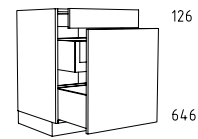
**UAIS** 45 - 60 cm  
profondeur : 56 cm



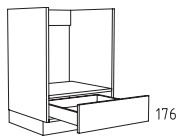
**ULIZ** 45 - 60 cm  
profondeur : 56 cm



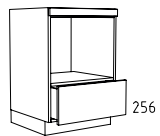
**ULAIZ** 45 - 60 cm  
profondeur : 56 cm



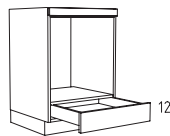
**UAIZ** 45 - 60 cm  
profondeur : 56 cm



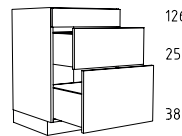
**UHU** 60 cm  
profondeur : 56 cm



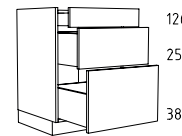
**UHUM** 60 + 90 cm  
profondeur : 56 cm



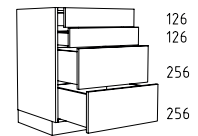
**UHUS** 60 cm  
profondeur : 56 cm



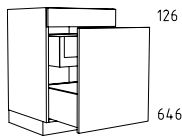
**UKT** 60 - 120 cm  
profondeur : 56 / 71 cm



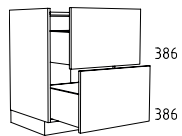
**UKTS** 60 - 120 cm  
profondeur : 56 / 71 cm



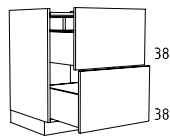
**UKZZS** 60 - 120 cm  
profondeur : 56 / 71 cm



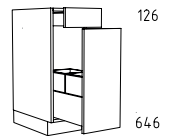
**UKIZ** 60 cm  
profondeur : 56 cm



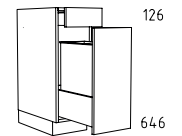
**UKTT** 60 - 120 cm  
profondeur : 56 / 71 cm



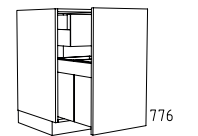
**UKTIS** 60 - 120 cm  
profondeur : 56 / 71 cm



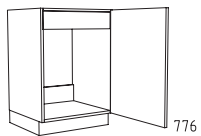
**UASA** 30 cm  
profondeur : 56 cm



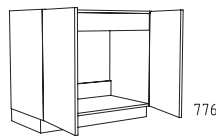
**UASAM** 30 cm  
profondeur : 56 cm



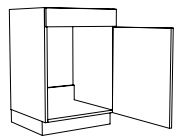
**ULPB** 45 - 60 cm  
profondeur : 56 cm



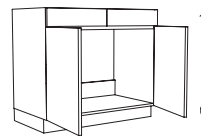
**ULSP** 45 - 60 cm  
profondeur : 56 cm



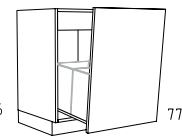
**ULSP** 80 - 120 cm  
profondeur : 56 cm



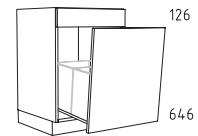
**USP** 45 - 60 cm  
profondeur : 56 cm



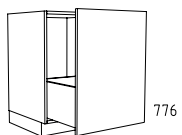
**USP** 80 - 120 cm  
profondeur : 56 cm



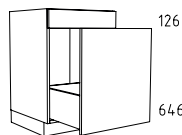
**ULSPF** 45 - 60 cm  
profondeur : 56 cm



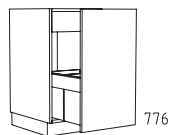
**USPF** 45 - 60 cm  
profondeur : 56 cm



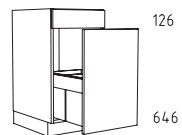
**ULSAO** 50 + 60 cm  
profondeur : 56 cm



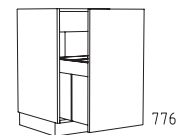
**USAO** 50 + 60 cm  
profondeur : 56 cm



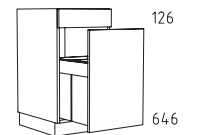
**ULSA** 45 - 60 cm  
profondeur : 56 cm



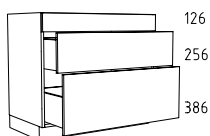
**USA** 45 - 60 cm  
profondeur : 56 cm



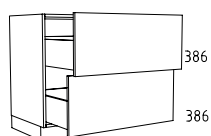
**ULSPB** 45 - 60 cm  
profondeur : 56 cm



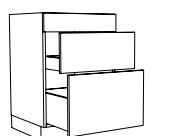
**USPB** 45 - 60 cm  
profondeur : 56 cm



**USPZ** 80 - 120 cm  
profondeur : 56 cm



**USPT** 80 - 120 cm  
profondeur : 56 cm



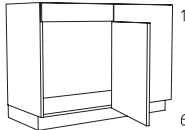
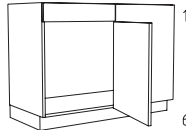
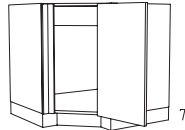
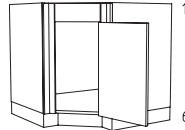
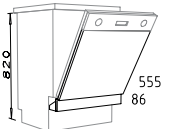
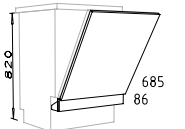
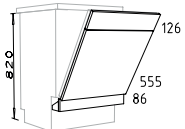
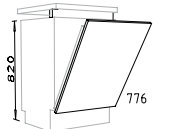
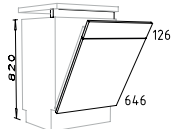
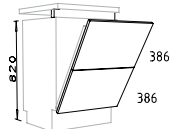
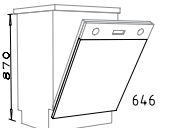
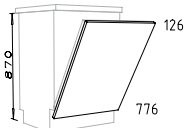
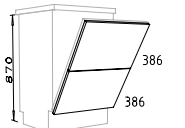
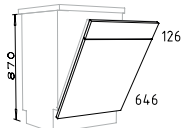
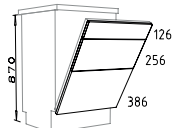
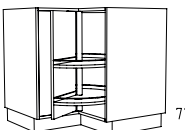
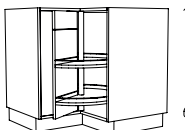
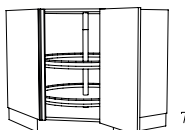
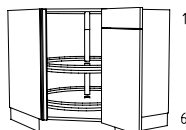
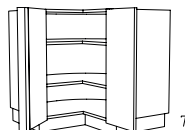






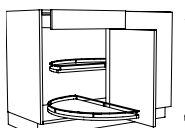
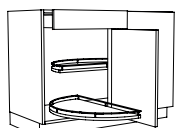


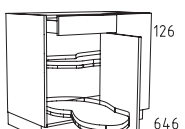
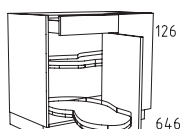


**USPSB** 60 cm  
profondeur : 56 cm



**USPS** 60 cm  
profondeur : 56 cm

Eléments bas hauteur : 78 cm

					
<b>SPLV</b> 111 x 61 - 130 x 80 cm profondeur : 56 cm	<b>SPLAV</b> 113 x 63 - 130 x 80 cm profondeur : 56 cm	<b>SPEV</b> 111 x 61 - 130 x 80 cm profondeur : 56 cm	<b>SPAV</b> 113 x 63 - 130 x 80 cm profondeur : 56 cm	<b>SPLD</b> 90 x 90 cm profondeur : 56 cm	<b>SPED</b> 90 x 90 cm profondeur : 56 cm
					
<b>FKGS</b> 45 + 60 cm	<b>FKGS</b> 45 + 60 cm	<b>FKOS</b> 45 + 60 cm	<b>FLGSI</b> 45 + 60 cm	<b>FOGSI</b> 45 + 60 cm	<b>FTGSI</b> 45 + 60 cm
					
<b>FLGS</b> 45 + 60 cm	<b>FLGS</b> 45 + 60 cm	<b>FITGS</b> 45 + 60 cm	<b>FOGS</b> 45 + 60 cm	<b>FTZSGS</b> 45 + 60 cm	
					
<b>ULEK</b> 80 x 80 + 90 x 90 cm profondeur : 56 cm	<b>UOEK</b> 80 x 80 + 90 x 90 cm profondeur : 56 cm	<b>ULKD</b> 90 x 90 cm profondeur : 56 cm	<b>UOKD</b> 90 x 90 cm profondeur : 56 cm	<b>ULEKB</b> 90 x 90 cm profondeur : 56 cm	
					
<b>ULEBV</b> 111 x 61 - 130 x 80 cm profondeur : 56 cm	<b>ULEBAV</b> 113 x 63 - 130 x 80 cm profondeur : 56 cm	<b>UEBV</b> 111 x 61 - 130 x 80 cm profondeur : 56 cm	<b>UEBAV</b> 113 x 63 - 130 x 80 cm profondeur : 56 cm		
					
<b>ULEV</b> 111 x 61 - 130 x 80 cm profondeur : 56 cm	<b>ULAV</b> 113 x 63 - 130 x 80 cm profondeur : 56 cm	<b>UEV</b> 111 x 61 - 130 x 80 cm profondeur : 56 cm	<b>UEAV</b> 113 x 63 - 130 x 80 cm profondeur : 56 cm		
					
<b>ULEVS</b> 111 x 61 - 130 x 80 cm profondeur : 56 cm	<b>ULEAVS</b> 113 x 63 - 130 x 80 cm profondeur : 56 cm	<b>UEVS</b> 111 x 61 - 130 x 80 cm profondeur : 56 cm	<b>UEAVS</b> 113 x 63 - 130 x 80 cm profondeur : 56 cm		